










'S GARDEN

What would you like to plant in your garden? Look back at the illustrations in HOPE IS A HOP to see what Eva and her family grow. Then, design your own garden! Draw one plant in each box that you would like to grow!



HOPE IS A HOP
written by Katrina Moore illustrated by Melissa Iwai
ISBN:9780593323854


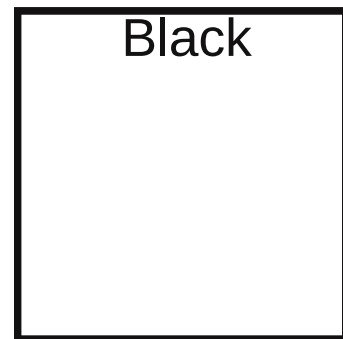




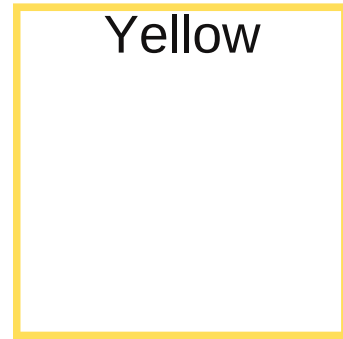




katrinamoorebooks.com




COLOR HUNT

Eva's garden and backyard is full of all sorts of colors. What colors can you find in your yard? What about around your home? Hunt for something to match each of the colors below. Then draw what you found in the box.



HOPE IS A HOP
written by Katrina Moore illustrated by Melissa Iwai
ISBN: 9780593323854





HOW TO GROW A PLANT

In HOPE IS A HOP, Eva plants seeds, tends to them, and grows a garden. Look back in the book to reread the words closely. Pay careful attention to the illustrations, too. **What does she do to help the plants grow? What else do the plants need?**



On the lines below, write the steps you need to grow a plant.

First, _____

Next, _____

Then, _____

Finally, _____



MAKE A FLOWER SCARF


"At last there's a rainbow, all braided like rope."

Can you make a flower scarf like Eva does in HOPE IS A HOP? Draw flowers along the curved line to create your own flower scarf!



Want a challenge?

Create a pattern for the flowers in your flower scarf.



HOPE IS A HOP

written by Katrina Moore illustrated by Melissa Iwai
ISBN: 9780593323854





katrinamoorebooks.com



FIND THE BABY BUNNIES


Bunnies burrow their nests so that they are hard to find. They will use bits of grass, weeds, and whatever else they can find to make a soft and safe space for their babies.

Can you help mama bunny find her way to her nest of baby bunnies?



HOPE IS A HOP




written by Katrina Moore illustrated by Melissa Iwai
ISBN:978059323854



FIND THE BABY BUNNIES

Bunnies burrow their nests so that they are hard to find. They will use bits of grass, weeds, and whatever else they can find to make a soft and safe space for their babies.

Can you help mama bunny find her way to her nest of baby bunnies?



HOPE IS A HOP
written by Katrina Moore illustrated by Melissa Iwai
ISBN:9780593323854





RHYMING PETALS

HOPE IS A HOP Is full of fun words that rhyme, like **hat** and **pat**.

First, trace the flower. Then, make the petals rhyme!

Can you fill each flower petal with another word that rhymes with the one in the center?



HOPE IS A HOP
written by Katrina Moore illustrated by Melissa Iwai
ISBN:9780593323854



katrinamoorebooks.com





RHYMING PETALS

HOPE IS A HOP Is full of fun words that rhyme, like **hop** and **pop**.


First, trace the flower. Then, make the petals rhyme!

Can you fill each flower petal with another word that rhymes with the one in the center?



HOPE IS A HOP
written by Katrina Moore illustrated by Melissa Iwai
ISBN:9780593323854






Nurturing Self-Awareness:

PLANT YOUR WISH

In HOPE IS A HOP, Eva hopes to grow a garden. She also has a secret wish for her family to grow. *What do you hope for? What is your wish?* First, draw or write your hope or wish under the soil line. Then draw yourself next to Eva, planting your wish in the dirt so that it can take root and sprout!

"Hope is a whisper you say to your heart"





Nurturing Self-Management

I AM RESILIENT

In HOPE IS A HOP, Eva becomes sad, mad, and frustrated when a rascally rabbit ruins the blossoming blooms in her garden - **"thudding and thumping and covered in brown."** But she shows resilience. She gets up and tries again. She grows. She replants her garden with care, love, and patience.

In the space below, draw and write about a time when you were resilient.

I was resilient when . . .

A large white rounded rectangular area containing four sets of handwriting lines. Each set consists of a solid red top line, a solid blue bottom line, and a dashed blue middle line.